

PIZZICATO

PIZZICATO

The sign "Pizz" signifies that the notes are to be played by plucking the string. (the first finger will be found the most convenient for single notes).

The thumb is placed flat against the edge of the fingerboard, and the bow grasped by the remaining fingers with the hair uppermost.

The sign "arco" cancels the "Pizz" and bowing is resumed

Die Bezeichnung "Pizz." bedeutet, dass die Töne durch Zupfen der Saite erzeugt werden sollen. (Der 1. Finger ist am geeignetsten dazu, wenn es sich nur um einzelne Noten handelt.)

Der Daumen wird an die Kante des Griffbrettes angelegt, der Bogen mit den übrigen Fingern festgehalten, die Bogenhaare nach oben gerichtet.

Die Bezeichnung "arco" hebt das Pizzicato auf, und es wird wieder mit dem Bogen gestrichen

The method of playing pizz. chords varies according to the character of the music, and thus the variations are so many, that their exposition is better left to the professor.

Die Art Akkorde pizzicato auszuführen, hängt von dem Charakter des Musikstückes ab, und die Verschiedenheiten sind so mannigfach, dass die Erklärungen hierfür dem Lehrer überlassen werden müssen

There is also a *left hand* pizzicato

Es giebt auch ein Pizz. mit der *linken Hand*

Moderato

Kummer

5

The main musical score consists of five systems of two staves each. The first system includes a large number '5' on the left. Fingerings are indicated by numbers 1-4 above notes. The second system includes a '3' below a note. The third system includes a '4' above a note. The fourth system includes a 'p' (piano) dynamic marking. The fifth system includes a 'pizz.' (pizzicato) marking and a '2' above a note. The score concludes with a double bar line.

Scale of G Major G-Dur Tonleiter

The scale of G Major is shown in two directions: ascending and descending. Fingerings are indicated by numbers 0, 1, 2, 3, 4 above notes. The key signature has one sharp (F#).

Arpeggio

An arpeggio exercise in G Major, 3/4 time. It consists of a single staff with notes and fingerings (0, 3, 4, 1, 4, 4, 1, 4, 0) indicated above the notes.

CANTILENA

Andante

Kummer

The musical score is written for piano and violin. It is in the key of D major and 6/8 time. The tempo is marked 'Andante' and the mood is 'Kummer' (Sorrow). The score is divided into two systems. The first system includes a piano part with a 'pizz.' (pizzicato) marking and a violin part with a 'dolce' (dolce) marking. The second system includes a piano part with an 'arco' (arco) marking and a violin part with a 'pizz.' marking. The score features various musical notations such as slurs, accents, and dynamic markings. The piano part includes a '6' in the first measure of the first system, indicating the number of strings. The violin part includes various fingering numbers (1-4) and bowing directions (up and down bows). The score concludes with a 'pizz.' marking in the piano part and an 'arco' marking in the violin part.

Allegretto

Kummer

7

Allegro

Kummer

8

Scale of E minor (Melodic) E-Moll Tonleiter (melodisch)

*In descending from the 2nd position into the 3rd position the move is made by the 1st finger on the A string (as shewn by the acciaccatura) no slide being made with the 4th finger.

This method of shifting applies to all similar passages

Beim Hinuntergehen von der 2. Lage auf der A-Saite nach der 3. Lage auf der D-Saite, wird der Lagenwechsel durch den 1. Finger auf der A-Saite ausgeführt (wie es oben durch den Vorschlag gezeigt ist) ohne jedes Rutschen mit dem 4. Finger.

Diese Art des Lagenwechsels bezieht sich auf alle ähnlichen Fälle

Arpeggio

Cantabile languido

Kummer

Moderato

Kummer

10

p ben legato

The musical score is written for piano in a 2/4 time signature with a key signature of one sharp (F#). It is marked 'Moderato' and 'Kummer'. The piece begins with a piano (*p*) dynamic and a 'ben legato' instruction. The first system includes a large number '10' on the left. The score is divided into seven systems, each with two staves. The bass line is highly active, featuring many slurs and fingerings (1, 2, 3, 4, 0). The dynamics vary throughout, including a fortissimo (*f*) section in the third system and a pianissimo (*pp*) section in the seventh system. The piece concludes with a fermata on the final note.

Scale of D Major D-Dur Tonleiter

Musical notation for the D major scale in bass clef. The scale is written across two staves. Fingerings are indicated by numbers 1-4. A trill is shown in the middle of the scale. The notes are: D2, E2, F#2, G2, A2, B2, C#3, D3, E3, F#3, G3, A3, B3, C#4, D4.

Arpeggio

Arpeggio exercise in bass clef, 2/4 time. The exercise consists of two staves of music. Fingerings are indicated by numbers 1-4. The notes are: D2, E2, F#2, G2, A2, B2, C#3, D3, E3, F#3, G3, A3, B3, C#4, D4.

Lee

Allegro moderato

11

mf

Main musical score for the piece, featuring piano and bass staves. The tempo is marked 'Allegro moderato' and the dynamic is 'mf'. The score includes various musical notations such as slurs, accents, and fingerings. The piece is in D major and 2/4 time. The piano part is on the upper staves and the bass part is on the lower staves. The score is numbered 11.

Allegro

Kummer

12

First system of musical notation for measures 12-13. It consists of two staves in bass clef with a key signature of two sharps (F# and C#). The top staff has a tempo marking of 'Allegro' and a dynamic marking of 'f'. The bottom staff has a dynamic marking of 'f'. Fingerings are indicated by numbers 1-4 above notes. Measure numbers 12 and 13 are shown at the beginning of the staves.

Second system of musical notation for measures 14-15. It consists of two staves in bass clef with a key signature of two sharps. The top staff has a dynamic marking of 'f'. The bottom staff has a dynamic marking of 'f'. Fingerings are indicated by numbers 1-4 above notes. Measure numbers 14 and 15 are shown at the beginning of the staves.

Third system of musical notation for measures 16-17. It consists of two staves in bass clef with a key signature of two sharps. The top staff has a dynamic marking of 'f'. The bottom staff has a dynamic marking of 'f'. Fingerings are indicated by numbers 1-4 above notes. Measure numbers 16 and 17 are shown at the beginning of the staves.

Molto moderato

Kummer

13

Fourth system of musical notation for measures 18-19. It consists of two staves in bass clef with a key signature of two sharps and a 2/4 time signature. The top staff has a tempo marking of 'Molto moderato' and a dynamic marking of 'p legato'. The bottom staff has a dynamic marking of 'p legato'. Fingerings are indicated by numbers 1-4 above notes. Measure numbers 18 and 19 are shown at the beginning of the staves.

Fifth system of musical notation for measures 20-21. It consists of two staves in bass clef with a key signature of two sharps and a 2/4 time signature. The top staff has a dynamic marking of 'p'. The bottom staff has a dynamic marking of 'p'. Fingerings are indicated by numbers 1-4 above notes. Measure numbers 20 and 21 are shown at the beginning of the staves.

Sixth system of musical notation for measures 22-23. It consists of two staves in bass clef with a key signature of two sharps and a 2/4 time signature. The top staff has a dynamic marking of 'p'. The bottom staff has a dynamic marking of 'p'. Fingerings are indicated by numbers 1-4 above notes. Measure numbers 22 and 23 are shown at the beginning of the staves.

Seventh system of musical notation for measures 24-25. It consists of two staves in bass clef with a key signature of two sharps and a 2/4 time signature. The top staff has a dynamic marking of 'p'. The bottom staff has a dynamic marking of 'p'. Fingerings are indicated by numbers 1-4 above notes. Measure numbers 24 and 25 are shown at the beginning of the staves.

Scale of B minor (Melodic) H-Moll Tonleiter (melodisch)

Arpeggio

Andante con moto

Lee

14

p

mf

p

f

p

p

pp

Molto moderato

Kummer

15

The main musical score consists of six systems of two staves each. The key signature is two sharps (F# and C#), and the time signature is 6/8. The piece begins with a *p* (piano) dynamic. The first system includes fingerings (1, 4, 3, 1, 4, 2) and slurs. The second system features a *cresc.* (crescendo) marking and a *f* (forte) dynamic. The third system includes fingerings (1, 4, 2, 1, 4, 2, 1, 4, 2) and a *diminuendo* marking. The fourth system includes fingerings (1, 4, 3, 1) and a *p* dynamic. The fifth system includes fingerings (1, 4, 2, 1, 4, 2, 1, 4, 2). The sixth system includes fingerings (1, 4, 2, 1) and a *p* dynamic. The score concludes with a final chord.

Scale of A Major A-Dur Tonleiter

The scale of A Major is shown in a single staff with a key signature of two sharps. The notes are A, B, C#, D, E, F#, G#, A. Fingerings are indicated below the notes: 1, 2, 4, 0, 1, 2, 4, 0, 1, 3, 4, 1, 2, 4, 3, 4, 2, 1, 4, 3, 1, 0, 4, 2, 1, 0. The scale is presented in both ascending and descending directions.

Arpeggio

The arpeggio exercise is shown in a single staff with a key signature of two sharps. The notes are A, B, C#, D, E, F#, G#, A. Fingerings are indicated below the notes: 1, 4, 1, 0, 1, 4, 0, 3, 4, 1, 0, 1, 4, 1. The exercise is presented in both ascending and descending directions.

VIBRATO

This term, though rarely written in music, is essentially a feature of artistic interpretation.

The use of it vitalizes the tone and increases the power of expression. It consists of a wide movement of the left hand (not a trembling motion) and should be acquired by practising (preferably with the 2nd finger) a slow semi-circular movement coming from the wrist. By this means the finger will alternately sharpen and flatten the note, thereby creating "vibrato." Joachim termed it pulsation. The thumb should remain in contact with the neck, except when using the fourth finger when it may be temporarily released.

VIBRATO

Dieses Ausdrucksmittel, selten eingezeichnet, ist ein wichtiges Moment der künstlerischen Wiedergabe eines Musikstückes. Seine Anwendung belebt den Ton und verstärkt den Ausdruck.

Das Vibrato besteht aus einer gedehnten Bewegung der linken Hand und wird am besten gelernt (vorzugsweise mit dem 2. Finger) durch eine halb-kreisförmige Bewegung des Handgelenks. Bei dieser Art wird der Ton abwechselnd um ein Minimum erhöht und erniedrigt, und dadurch wird das Vibrato erzeugt. Joachim bezeichnete es als Pulsieren. Der Daumen bleibt am Hals, ausser beim Gebrauch des 4. Fingers.

Andante cantabile Lee

16

p dolce p

f

crescendo

f p

Allegro moderato

Kummer

17

Moderato

Kummer

18

The main musical score consists of six systems of two staves each, written in bass clef with a key signature of two sharps (F# and C#) and a 6/8 time signature. The music is characterized by flowing eighth-note patterns, often grouped in pairs or fours, and includes various fingering indications (1-4) and slurs. The piece concludes with a final whole note chord.

Scale of F# minor (Melodic) Fis-Moll Tonleiter (melodisch)

The melodic scale of F# minor is shown on a single bass staff. It includes both ascending and descending lines with specific fingering numbers (1-4) and a double bar line at the end.

Arpeggio

An arpeggio exercise is shown on a single bass staff in 3/4 time. It features a sequence of chords with specific fingering numbers (1-4) and a double bar line at the end.

Andante

Lee

19

p dolce

cresc. **f**

p p

Moderato

Kummer

20

f

p *rall.* **f**

Scale of E Major E-Dur Tonleiter

1 2 4 1 2 4 1 2 4 1 2 4 1 3 4 3 1 4 2 1 4 2 1 4 2 1

Arpeggio

4 1 4 2 1 4 2 4 1 2 4 1 4

Andante sostenuto

Lee

21

espressivo

p

p

pp

Moderato

Kummer

22

Scale of C# minor (Melodic) Cis-Moll Tonleiter (melodisch)

1 3 4 1 2 4 1 2 4 1 2 4 1 2 3 4 1 2 1 2 3 4 1 2 1 2 3 4 2 1 4 2 1 4 2 1 4 2 1 4 3 1 4 3 1

Arpeggio

1 1 4 2 1 3 2 1 3 2 3 1 2 3 1 2 4 1 1

Allegro agitato

Lee

23

Maestoso

Kummer

24

First system of musical notation for measures 24-25. It consists of two staves. The top staff is in treble clef and the bottom in bass clef. The time signature is 2/4 and the key signature has three sharps (F#, C#, G#). The first measure starts with a forte (*f*) dynamic. The notation includes various note values, slurs, and fingerings (1-4). A dynamic change to piano (*p*) occurs in the second measure.

Scale of F Major F-Dur Tonleiter

Scale of F Major (F-Dur Tonleiter) in treble clef, 2/4 time signature, key signature of one flat (Bb). The scale is written in a single line with fingerings indicated above each note: 4, 0, 1, 2, 4, 0, 1, 2, 4, 0, 1, 2, 1, 3, 4, 3, 1, 2, 1, 0, 4, 2, 1, 0, 4.

Arpeggio

Arpeggio exercise in treble clef, 3/4 time signature, key signature of one flat (Bb). The notation shows a sequence of chords with fingerings indicated below the notes: 4, 1, 4, 2, 1, 4, 1, 2.

Lee

25

Second system of musical notation for measures 25-26. It consists of two staves. The top staff is in treble clef and the bottom in bass clef. The time signature is 2/4 and the key signature is C major. The first measure starts with a piano (*p*) dynamic. The notation includes various note values, slurs, and fingerings (1-4).

Third system of musical notation for measures 26-27. It consists of two staves. The top staff is in treble clef and the bottom in bass clef. The time signature is 2/4 and the key signature is C major. The notation includes various note values, slurs, and fingerings (1-4).

Fourth system of musical notation for measures 27-28. It consists of two staves. The top staff is in treble clef and the bottom in bass clef. The time signature is 2/4 and the key signature is C major. The notation includes various note values, slurs, and fingerings (1-4).

cresc. *f* *rall.* *pp*

This system contains two systems of piano and bass staves. The first system includes a piano staff with a *cresc.* marking and a bass staff with a *f* marking. The second system includes a piano staff with a *rall.* marking and a bass staff with a *pp* marking. The piano part features complex fingering and slurs, while the bass part has a steady accompaniment.

Allegro

Kummer

26

mf

This system begins with the tempo marking 'Allegro' and the mood marking 'Kummer'. It consists of a piano staff with a *mf* dynamic and a bass staff. The piano part has a rhythmic, eighth-note pattern, while the bass part provides a simple harmonic accompaniment.

This system continues the musical piece with piano and bass staves. The piano part features a complex melodic line with many slurs and fingerings, while the bass part has a steady accompaniment.

This system continues the musical piece with piano and bass staves. The piano part features a complex melodic line with many slurs and fingerings, while the bass part has a steady accompaniment.

This system continues the musical piece with piano and bass staves. The piano part features a complex melodic line with many slurs and fingerings, while the bass part has a steady accompaniment.

Scale of D minor. (Melodic) · D-Moll Tonleiter. (melodisch)

1 3 4 0 1 2 4 0 1 2 4 0 1 3 4 1 2 1 2 1 3 4 2 1 2 1 2 1 4 2 1 0 4 2 1 0 4 3 1

Arpeggio

Andante amoroso

Kummer

27

p

p

Allegro

Kummer

28

f

Scale of Bb Major B-Dur Tonleiter

2 4 0 1 2 4 0 1 2 1 2 4 1 2 3 2 1 4 2 1 2 1 0 4 2 1 0 4 2

Arpeggio

2 1 4 2 1 3 2 3 1 2 4 1 2

Allegro moderato

Lee

29 *dolce*
p

cresc.

f

dolce
p

pizz. arco
p *pizz. arco*

Moderato

Kummer

30

f

4 3 1 2 4 2 1 4 3 1 4 3 1 4 2 1 4 2 1 4

4 1 4 2 3 1 2 2 4

1 2 1 4

1 2 4

Scale of G minor (Melodic) G-Moll Tonleiter (melodisch)

0 1 2 4 0 1 3 4 0 1 2 4 1 3 4 2 1 4 2 1 0 4 2 1 0 4 2 1 0

Arpeggio

0 2 0 4 1 4 4 4 1 4 0 2 0

Cantabile languido

Kummer

31

p calando

mf *p* *f* *p*

cresc. *dolce*

f

A 533

CANON
Allegretto

Lee

32 *p*

The musical score is written for two staves in bass clef, 3/4 time. It begins with a piano (*p*) dynamic. The notation includes various musical elements such as slurs, ties, and fingerings (e.g., 1, 2, 3, 4, 0). The score is divided into measures, with some measures containing rests. The piece concludes with a final cadence.

4 3 2 3 4 3 4 1 1 4 3 1 4 0

3 4 4

Allegro Kummer

33 *p*

4 3 1 4 2 2 3 2 0

1 4 4 3 0 2 4 2 1 4 4 4 4 2 1 4 3 2

1 4 4 2 1 0 4 3 1 4 0

1 4 4 2 1 4 3 2 1

Scale of Eb Major Es-Dur Tonleiter

2 4 0 1 2 4 0 1 2 1 2 4 1 3 4 3 1 4 2 1 2 1 0 4 2 1 0 4 2

Arpeggio

Moderato

Lee

34

p

f

p

p pizz. arco

Cantabile grazioso

Kummer

35

dolce

sotto voce

p

Allegro

Kummer

36

f

poco ritard.

a tempo

Allegro animato

Kummer

38

Musical score for measures 38-42. The score is in 3/4 time with a key signature of two flats. It features a piano (*p*) dynamic. The right hand has melodic lines with various ornaments (4, 3, 2, 4, 3) and fingerings (1, 2, 4, 1, 2, 4, 1, 2, 4, 1, 2). The left hand provides harmonic support with chords and moving lines. Tempo markings include *poco rit.* and *a tempo.*

Agitato con fierezza

Kummer

39

Musical score for measures 39-42. The score is in 3/4 time with a key signature of two flats. It features a forte (*f*) dynamic. The right hand has melodic lines with ornaments (>>>) and fingerings (2, 3, 2, 4, 2, 3, 4, 3). The left hand provides harmonic support with chords and moving lines. Dynamics include *f*, *decresc.*, and *dim.*

Scale of Ab major As-Dur Tonleiter

Arpeggio

ROMANCE
Andante affettuoso

40

Lee

41

p

Andante

Kummer

41

dolce

p

cresc.

p

Scale of F minor (Melodic) F-Moll Tonleiter (melodisch)








Arpeggio



Lento

Lee



1 4 3 4

p $\frac{3}{4}$ $\frac{4}{2}$

Moderato

Kummer

43

p

3 1 4 1 4 1 4 1 4 2 4 1 3 1 4 1 4 1 4 4 3 1 4 1 4 1

4 1 4 2 4 1 3 1 4 1 4 1 4 2 1 4 2 4 1 2 0 1 1 4 2 4 1

4 1 2 2 4 4 1 4 2 4 1 3 2 4 4 2 4 2 4 2 4 1 3 2 4 4 2 4 1 4 2 4 1

3 1 4 1 4 1 1 1 3 2 4 1 4 1 4 1 3 1 4 1 4 1 2 2

3 1 4 1 4 1 2 1 4 1 4 1 3 1

Allegro moderato

Lee

The main musical score consists of eight staves of music in bass clef with a common time signature (C). The music features a continuous eighth-note pattern. The first staff is a simple eighth-note line. The second staff introduces a key signature change to one sharp (F#). The third staff continues with the eighth-note pattern. The fourth staff introduces a key signature change to one flat (Bb). The fifth staff includes fingering numbers (1, 4, 2, 1, 4) above the notes. The sixth staff includes fingering numbers (2, 0, 2, b, 1) above the notes. The seventh staff includes fingering numbers (1, 4, 1, 2) above the notes. The eighth staff includes fingering numbers (1, 4, 2, 2) above the notes. The piece concludes with a final chord marked with a '6' below the staff.

VARIETIES OF BOWING
 BOGENSTRICH-VERÄNDERUNGEN

Eight numbered examples of bowing variations, each shown on a single staff in bass clef. The examples illustrate different bowing techniques applied to the eighth-note pattern from the main score:

- 1. A single slur over the first two notes.
- 2. A single slur over the first four notes.
- 3. A slur over the first two notes, followed by a slur over the next two notes.
- 4. A slur over the first two notes, followed by a slur over the next two notes, with a fermata over the final note.
- 5. A slur over the first two notes, followed by a slur over the next two notes, with a fermata over the final note.
- 6. A slur over the first two notes, followed by a slur over the next two notes, with a fermata over the final note.
- 7. A slur over the first two notes, followed by a slur over the next two notes, with a fermata over the final note.
- 8. A slur over the first two notes, followed by a slur over the next two notes, with a fermata over the final note.

EXERCISES ON SYNCOPATION

ETÜDEN MIT SYNKOPEN

Romberg

Moderato

The first exercise by Romberg is in 3/4 time and marked Moderato. It consists of four systems of piano and bass staves. The piano part features a complex rhythmic pattern with syncopation, including eighth and sixteenth notes, and rests. The bass part provides a steady accompaniment with quarter and eighth notes. Fingerings and accents are indicated throughout the piece.

Allegro moderato

Kummer

The second exercise by Kummer is in 2/4 time and marked Allegro moderato. It consists of three systems of piano and bass staves. The piano part is characterized by a driving eighth-note rhythm with syncopation. The bass part features a steady eighth-note accompaniment. The piece includes various fingerings and accents to guide the performer.

EXERCISES ON DOTTED NOTES.
 ÜBUNGEN MIT PUNKTIERTEN NOTEN

The student should practise other scales in this manner
 Der Schüler übe auch andere Tonleitern auf diese Art

Allegretto Lee

To be repeated many times increasing the tone and pace.
 Oft zu wiederholen, nach und nach rascher und mit mehr Ton.

EXERCISE

Lee

Allegro

The musical score consists of 12 staves of music in bass clef, 2/4 time, with a key signature of one sharp (F#). The tempo is marked 'Allegro'. The notation includes eighth and sixteenth notes, rests, and various fingerings (1-4) and accents (>). The piece concludes with a double bar line and repeat dots.

GRACE NOTES

VERZIERUNGS-NOTEN

The *appoggiatura* (♭) takes half the value of the note before which it is placed, except when that note is dotted, when it takes one third

Der lange oder breite Vorschlag nimmt die Hälfte des Notenwertes der ihm folgenden Hauptnote. Ist diese Note eine punktierte Note, dann nur den dritten Teil

Written. Schreibweise

Duport

Played. Ausführung

Written. Schreibweise

Played. Ausführung

The *acciaccatura* (♯) has to be played as quickly as possible; it takes no value from the note it precedes.

Der kurze Vorschlag (♯) wird so schnell als möglich ausgeführt und nimmt Nichts vom Wert der ihm folgenden Note

Tempo di menuetto

Romberg

VERZIERUNGEN

Kummer

Musical notation for 'Kummer' in bass clef, common time. The piece consists of two systems of two staves each. The upper staff contains a melodic line with grace notes and ornaments, while the lower staff provides a rhythmic accompaniment with triplets and slurs.

Andante

Kummer

Musical notation for 'Kummer' in Andante tempo, bass clef, common time. The piece consists of two systems of two staves each. The upper staff is marked 'sotto voce' and features a melodic line with grace notes and ornaments. The lower staff provides a rhythmic accompaniment with slurs and fingerings.

THE SHAKE

DER TRILLER

To obtain a perfect shake, the student should begin slowly, and gradually increase in speed and tone, taking care that the notes forming the shake are equally distinct. It should be a finger action only with no movement of the wrist

Um einen vollendeten Triller zu erlangen, muss der Schüler langsam beginnen, dann nach und nach schneller und mit stärkerer Tongebung fortfahren; er achte scharf darauf, dass die Töne des Trillers sich gleichmässig und deutlich folgen. Beim Triller bewegen sich nur die Finger, die Hand bleibt ruhig

Musical notation for 'THE SHAKE' and 'DER TRILLER' in treble clef. The notation shows a sequence of notes with trills indicated by a trill symbol (tr) and a slur over the notes. Fingerings (1, 2, 3, 4) are indicated above the notes.

78 DOUBLE STOPS

The large figures denote that at this point a change of position occurs

DOPPEL-GRIFFE

Die grossen Ziffern deuten an, dass an dieser Stelle ein Lagenwechsel stattfindet

Sixths. Sexten

Thirds. Terzen

Fourths. Quartan

Diminished Fifths. Verminderte Quinten

Augmented Fourths. Übermässige Quartan

E Major. E-Dur

E Minor E-Moll

Duport

Sevenths. Septimen

Musical notation for 'Sevenths. Septimen' in bass clef. The piece consists of two staves. The upper staff features chords with fingerings 4, 2, 4, 2, 4, 3, 4, 2, 4, 3, 4, 2. The lower staff contains a single melodic line with various intervals and accidentals.

Diminished Sevenths Verminderte Septimen

Musical notation for 'Diminished Sevenths Verminderte Septimen' in bass clef. The upper staff shows chords with fingerings 3, 2, 3, 2, 3, 2, 3, 2, 3, 2, 3, 2, 3, 2. The lower staff is a single melodic line.

On the extension of the fourth finger. Das Strecken des 4. Fingers

Musical notation for 'On the extension of the fourth finger. Das Strecken des 4. Fingers' in treble clef. The piece is divided into seven systems, each with a single staff. It features complex rhythmic patterns, slurs, and various fingerings (1, 2, 3, 4) to demonstrate the extension of the fourth finger.

This page of musical notation is for guitar, featuring ten staves of music. The notation includes various fingerings (1-4) and techniques such as triplets, slurs, and ties. The key signature is one flat (B-flat), and the time signature is common time (C). The music is arranged in a sequence of ten staves, with the first staff starting with a treble clef and the subsequent staves alternating between treble and bass clefs. The notation is dense with notes and fingerings, indicating a complex piece of music.